
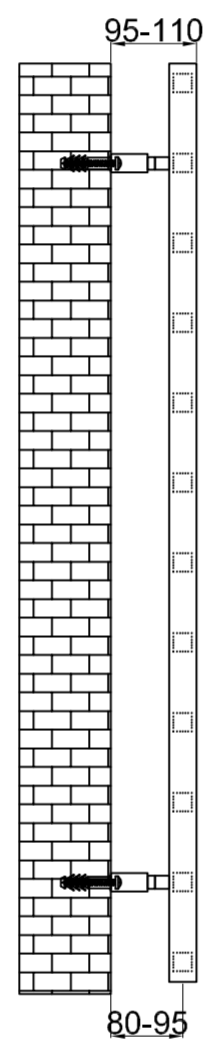


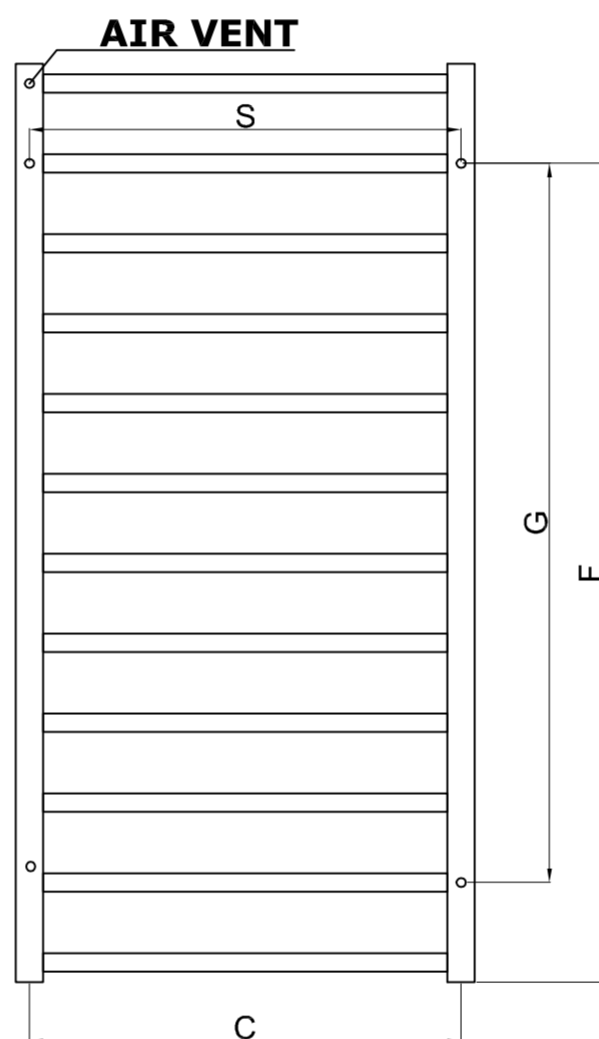
Front View



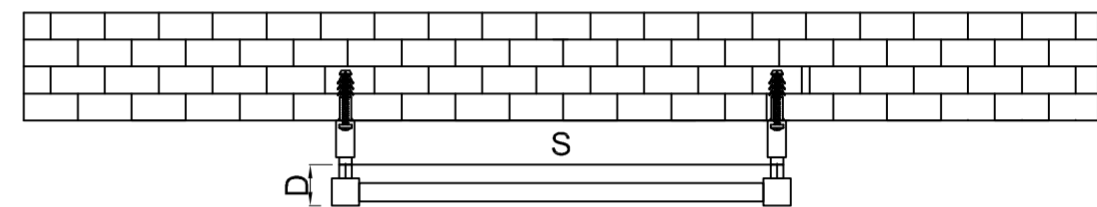
Side View



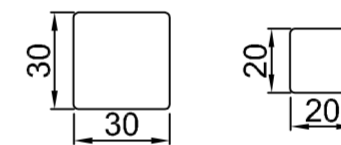
Back View



Top View



MATERIAL DETAILS



All dimensions provided in millimeters.

LUSSO S T O N E	Product Name	Height	Width	Thickness	Plumbing Axes Center to Center	Hanger Axes Horizontal	Hanger to Bottom of the Product	Hanger Axes Vertical	Water Volume	Empty Weight	Thermal Output
		H	W	D	C	S	F	G	-	-	Watt - BTU/hr ($\Delta 50^\circ$)
		mm	mm	mm	mm	mm	mm	mm	mm	L	
	ARDEN 500 X 500	500	500	45	470	470	430	360	1.50	3.01	164 - 560
	ARDEN 1000 X 500	1000	500	45	470	470	892	783	3.00	6.02	323 - 1100