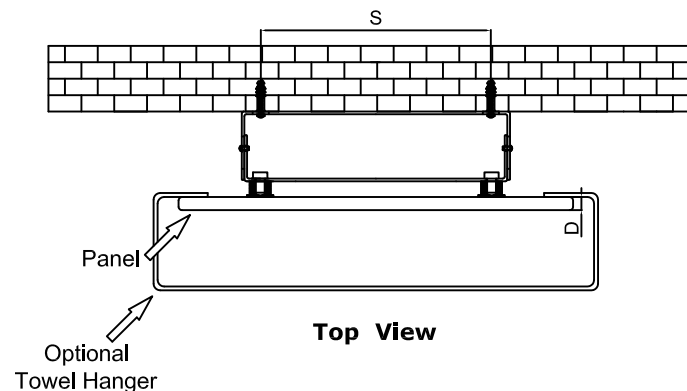
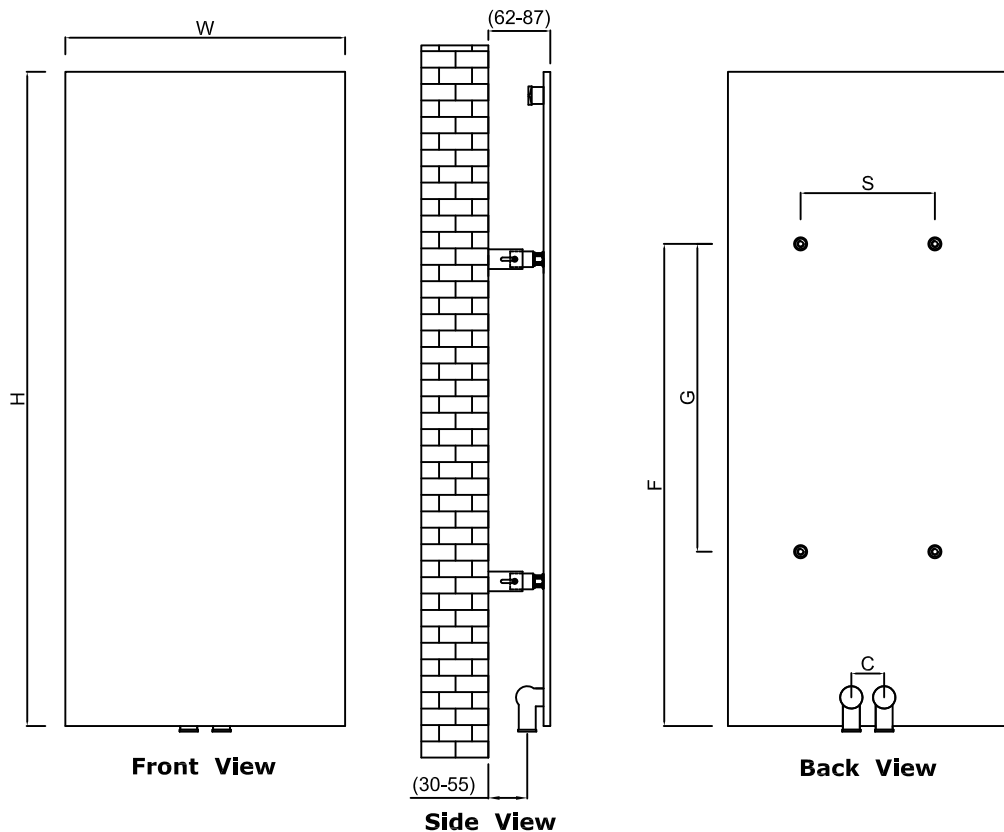
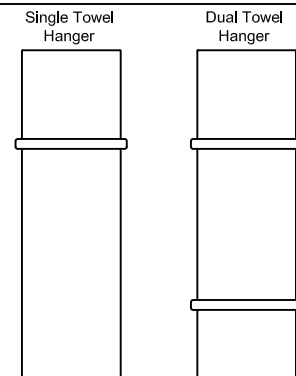


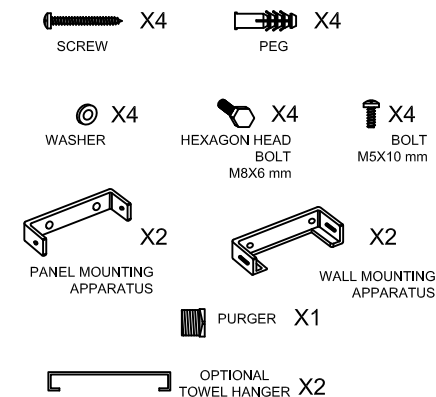
SLIMLINE - 500



TOWEL HANGER OPTIONS



SUPPLIED INSTALLATION ACCESSORIES



-Vertical Mounting
-Optional Chromium Coated Towel Hanger: (RND-SLNTR05S : SLIMLINE RADIATOR CHROME 500 TOWEL BAR)
-Optional Ral Color Selection
-Max Operational Pressure: 6 Bar
-Inlet/Outlet: 1/2" Female Pipe Thread
-All Dimensions are in mm

Product Name	Product Code	Height	Width	Thickness	Plumbing Axes Center to Center	Hanger Axes Horizontal	Hanger to Bottom of the Product	Hanger Axes Vertical	Water Volume	Empty Weight	Thermal Output Watt - BTU/hr (Δ50°)
		H	W	D	C	S	F	G	-	-	
		mm	mm	mm	mm	mm	mm	mm	L	kg	
SLIMLINE 1170 X 500	RND-SLN11705	1170	500	13	50	240	907	600	1.6	14.1	770 - 2625
SLIMLINE 1470 X 500	RND-SLN14705	1470	500	13	50	240	1147	780	2.0	17.5	968 - 3301
SLIMLINE 1770 X 500	RND-SLN17705	1770	500	13	50	240	1387	900	2.4	20.9	1165 - 3973

