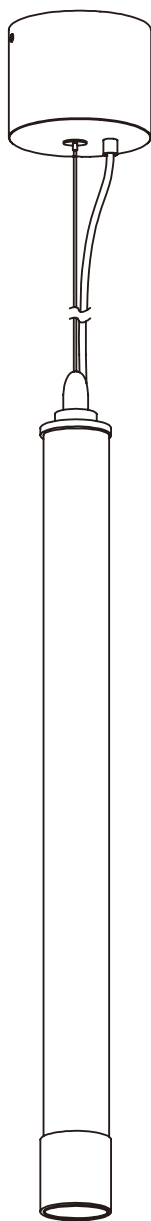


PERLA

MH-2738

HANGING PENDANT LIGHT



EN
INSTALLATION
AND CARE GUIDE

Please retain for future reference

LUSO

INTRODUCTION

Thank you for purchasing from the lighting collection.

Please read this guide carefully before installing, using and cleaning this product, and retain it for future reference.

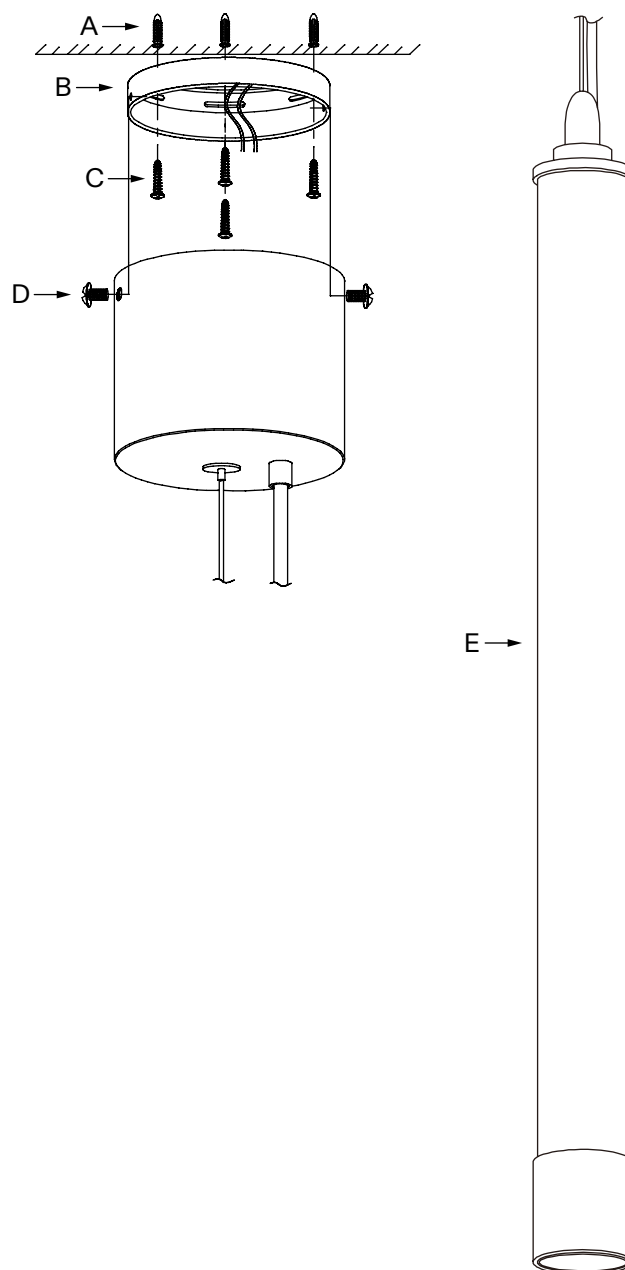
If you have any queries in relation to this product or guide, please contact our Customer Service team on 020 3370 4057.

TECHNICAL SPECIFICATIONS

Light Type:	Light-Emitting Diode
Voltage:	220-240V~50/60Hz
Kelvin Rating:	3000K
IP Rating:	IP20 (Not suitable for bathroom use)
Lumens:	734.28lm
Light Colour:	Warm White
Indoor/Outdoor Use:	Indoor Only
Dimmable:	Yes (via DALI or push/touch switches)
Energy Efficiency Class:	E
Rated Power:	7.00W
Average Life Expectancy:	30,000 Hours
Other:	DALI compatible; system not supplied.

PRODUCT KIT

- A Wall Plugs (x4)
- B Mounting Plate
- C Screws (x4)
- D Small Screws (x2)
- E Light

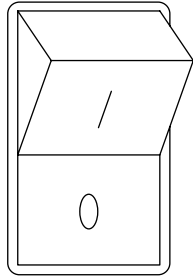


INSTALLATION STEPS

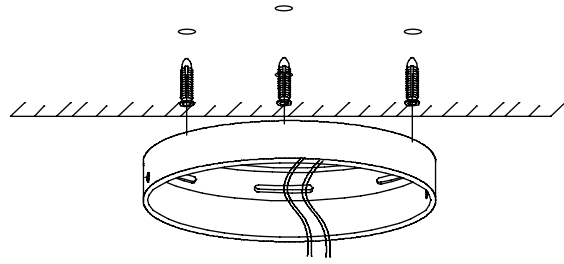
Please note, we recommend that this product is installed by a fully qualified electrician.

- 1** Ensure the electricity supply is completely OFF.
- 2** To access the mounting section remove fixing screws. If required, drill four holes suitable for the supplied wall plugs and screws using the mounting plate to mark the positions.
- 3** Secure the mounting section using screws and wall plugs.
- 4** Connect the supply wires to the terminal connectors.
Green/yellow=Earth, Blue=Neutral, Brown=Live.
- 5** Secure the light fixture to the mounting plate using the small screws.
- 6** Turn the power ON to check the light.

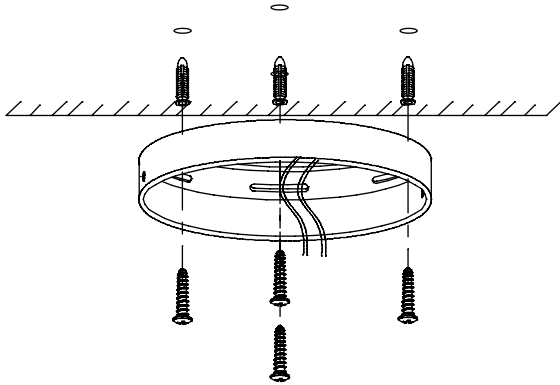
1



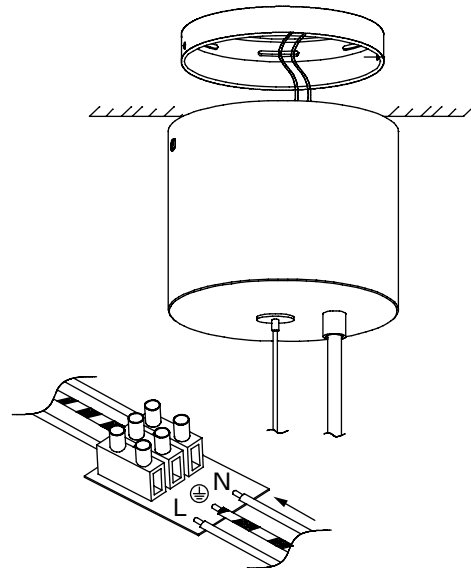
2



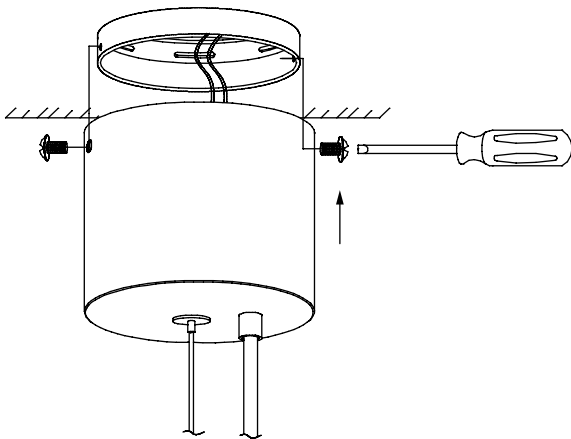
3



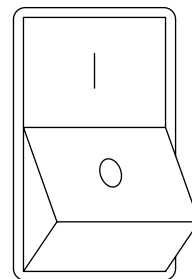
4



5



6



CARE INSTRUCTIONS

To clean and maintain the flawless finish of this product, please follow the below instructions. Improper maintenance will void your product guarantee.

- ✓ Clean with a soft cloth.
- ✓ To remove surface marks, please use a neutral cleanser without coarse grained powder.
- ✗ Do not use acidic cleansers.
- ✗ Do not use abrasive cleansers or cloths.

Go to Lusso.com to activate your guarantee.

LUSO

Customer Care: 020 3370 4057

International: +44 20 3370 4057